

CORNELL
AGRICULTURAL ECONOMICS
STAFF PAPER

STRUCTURAL CHANGES AND THE RURAL SOCIETY
Town of Dryden and Tompkins County, New York, 1925-1980

by

C. A. Bratton

March 1985

No. 85-3

Department of Agricultural Economics
Cornell University Agricultural Experiment Station
New York State College of Agriculture and Life Sciences
A Statutory College of the State University
Cornell University, Ithaca, New York, 14853

It is the policy of Cornell University actively to support equality of educational and employment opportunity. No person shall be denied admission to any educational program or activity or be denied employment on the basis of any legally prohibited discrimination involving, but not limited to, such factors as race, color, creed, religion, national or ethnic origin, sex, age or handicap. The University is committed to the maintenance of affirmative action programs which will assure the continuation of such equality of opportunity.

STRUCTURAL CHANGES AND THE RURAL SOCIETY*
Town of Dryden and Tompkins County, New York, 1925 - 1980

C. A. Bratton

Introduction

Structural changes in rural areas affect both the businesses and the people. In a previous chapter changes in the farm business were discussed. This chapter discusses the "Rural Society" which is interpreted as the people and their related activities. This includes all people in the rural area both farm and nonfarm.

The American phase of this study is focused on the Town of Dryden, a geographic area of 93 square miles. Dryden is one of nine towns in Tompkins County which is located in the Finger Lakes Region of Central New York State (figure 1). The reason for selecting this town was that farm business management studies have been made in the area every ten years starting in 1907. The Town of Dryden includes the Village of Dryden, the Village of Freeville and the open countryside outside the villages.

A sociological study of the Town of Dryden was made in 1925. This provides information on the people and their organizations in an earlier time. The 1925 sociological study was published by the Cornell Agricultural Experiment Station in Bulletin 504. This bulletin has been used as a basic reference for this analysis of changes in the rural society. Published census data on people living in rural towns like Dryden has varied from census to census which limits the kinds of comparisons which can be made.

*The following materials have been prepared as a chapter for a book to be published in Japan. The book will compare changes in farm structure over time in Japan, the United States and West Germany. The text will be presented in Japanese and edited by Drs. Fukuda, Mese and Yori at Okayama and Kyoto Universities. Data from studies in three specific areas in the three countries will be discussed as well as the national changes during this 50 year period.

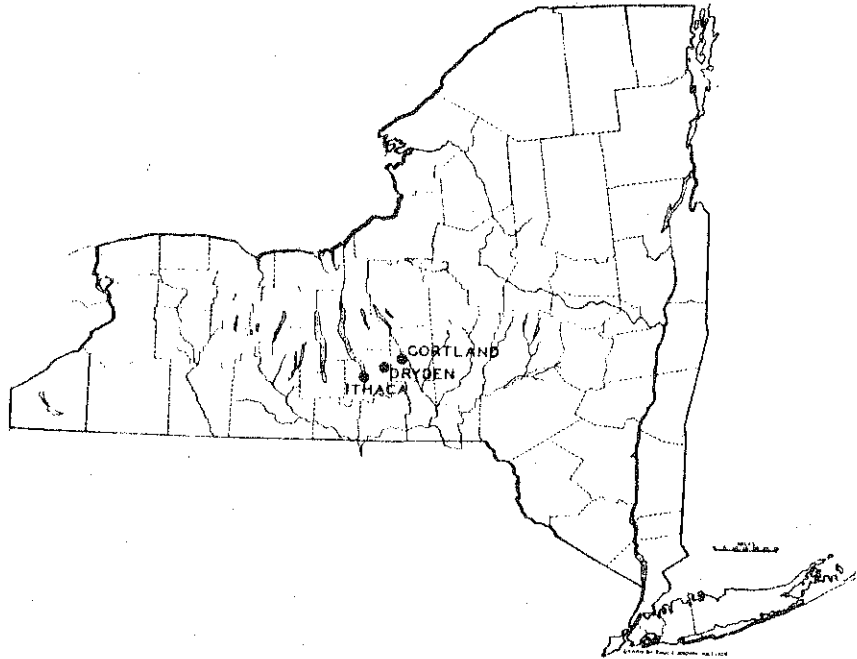


Figure 1. Location of Dryden Village and the Finger Lakes Region in New York State.

In this analysis of the rural society comparisons have been made for the years from 1930 to 1980. The author has lived in the area since 1937 and has observed the changes as they have occurred.

Population Changes

A population count is taken by the United States Bureau of The Census every ten years. These data are published for each state and county with some information available for cities, towns and villages. Cornell University has published analyses of the population data for each of the counties in New York State. These provide useful information on trends in the human resources and some of their characteristics. In addition, there was a New York State population census taken for the year 1925. These census data are used in this section to observe changes that have taken place in the numbers and kinds of people in the Town of Dryden and in Tompkins County.

Table 1. POPULATION GROWTH BY PLACE OF RESIDENCE
In Tompkins County, New York, 1930 - 1980

Year	Population by Place of Residence			
	Total	Urban	Rural-Nonfarm	Farm
1930	41,490	20,708	10,686	10,096
1940	42,340	19,730	12,914	9,696
1950	59,122	29,257	21,558	8,307
1960	66,164	31,587	29,963	4,614
1970	77,064	31,967	42,507	2,405
1980	87,085	42,847	42,425	1,813
Percent 1980 is of 1930	210%	207%	397%	18%

Source: United States Census Reports.

The population of Tompkins County in 1930 was 41,490. This size was typical of upstate rural counties. Ithaca is the only city in the county. The urban population of 20,780 accounted for half the county total. The other half was about equally divided between farm and rural-nonfarm. The farm population was 10,096.

Census procedures were changed in 1950 to include college students as residents in the place where they lived while attending college. Previously they had been reported in the place where the parents lived. This procedural change made a difference in Tompkins County's population because of Cornell University and Ithaca College. It accounts for the increase from 42,340 in 1940 to 59,122 in 1950. This increase was partially reflected in the urban count by students living in the city and part was in the rural nonfarm areas surrounding the city where many students also live.

For the fifty year period from 1930 to 1980, Tompkins County's total population increased from 41,490 to 87,085 or by 110 percent. The urban

population increased at about the same rate or 107 percent. The change in rural areas on the other hand was greatly different. The farm population decreased from 10,096 to 1,813 or a decrease of 82 percent. The rural nonfarm population in contrast increased from 10,686 to 42,425 or 297 percent. So while the urban population doubled the rural nonfarm quadrupled. This was one of the outstanding structural changes in the rural society during this half century period.

Table 2. DISTRIBUTION OF POPULATION BY PLACE OF RESIDENCE
In Tompkins County, New York, 1930 - 1980

Year	Percent of Population by Place of Residence		
	Urban	Rural-Nonfarm	Farm
1930	49.9%	25.8%	24.3%
1940	46.6	30.5	22.9
1950	49.5	36.5	14.0
1960	47.7	45.3	7.0
1970	41.5	55.2	3.1
1980	49.2	48.7	2.1

Source: United States Census Reports.

During this 50 year period Tompkins County population was increasing more than that of the United States as a whole and that of New York State. Compared with the county increase of 110 percent, the United States population increased 85 percent and New York State 40 percent.

Changes in the distribution of the population by place of residence were striking. In 1930 about one-fourth (24.3%) of the population in the county lived on farms, another fourth lived in villages and open country areas while one-half lived in the city. By 1980 only one out of fifty (2.1%) lived on farms, and still about one-half lived in the urban areas.

Farms had changed dramatically during this period as discussed in an earlier section. Many of the small farm businesses gradually were combined into larger farm units. The houses on the discontinued farms were taken over by nonfarm residents. Also many new homes were built in the open country area. Automobiles, good roads, and the development of rural home facilities that were comparable with urban facilities made it attractive to live in the rural open country areas.

Table 3. CHANGES IN POPULATION IN TOWN OF DRYDEN
Tompkins County, New York, 1925 - 1980

Year	Total Town of Dryden	Dryden Village	Freeville Village	Town Outside of Villages
1925	3,426	687	261	2,478
1950	5,006	976	373	3,657
1960	7,353	1,263	471	5,619
1970	9,770	1,490	664	7,616
1980	12,156	1,761	449	9,946
% 1980 is of 1925	355%	256%	172%	401%
% 1980 is of 1950	243%	180%	120%	272%

Source: New York State Census and U.S. Census Reports.

The Town of Dryden is one of nine towns in Tompkins County. It is the center town in the eastern tier of the county (figure 2). The Village of Dryden is located near the eastern edge of the town and is about equal distances from the City of Ithaca and the City of Cortland. Freeville is a smaller village located in the Town of Dryden. The Town of Dryden is in a hill and valley topography area. Farmland in the valleys is generally productive and used principally for dairy farming.

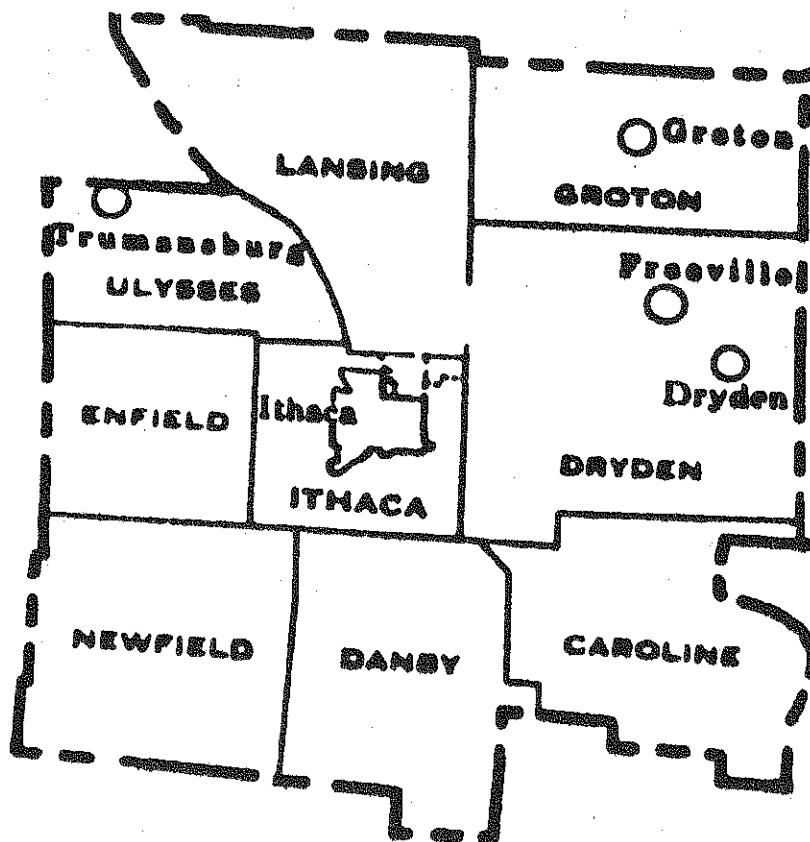


Figure 2. Towns and Villages in Tompkins County.

Population in the Town of Dryden increased steadily from 1925 to 1980. It grew from 3,426 in 1925 to 12,156 in 1980 or an increase of 255 percent. This compares with an increase in the county from 1930 to 1980 of 110 percent and for New York State 40 percent. Thus population in the Town of Dryden increased relatively more than either the county or the state. The Town of Dryden has been recognized as one of the population growth areas in the county.

Table 4. DISTRIBUTION OF POPULATION BY PLACE OF RESIDENCE
In Town of Dryden, Tompkins County, New York, 1925 - 1980

Year	% Dryden Population is of Tompkins County	Percent of Town of Dryden Population in		
		Dryden Village	Freeville Village	Open Country Outside Villages
1925	8.7%	20.1%	7.6%	72.3%
1950	8.5	19.5	7.5	73.0
1960	11.1	17.2	6.4	76.4
1970	12.7	15.2	6.8	78.0
1980	14.0	14.5	3.7	81.8

Source: New York Census and U.S. Census Reports.

In 1925 the population living in the Town of Dryden made up 8.7 percent of the total population of Tompkins County. This increased over the years and in 1980 the Town of Dryden made up 14.0 percent of the county population. Within the Town of Dryden growth has been greater in the open country areas outside of the villages than it has been within the villages. The Village of Dryden contained 20.1 percent of the Town's population in 1925 but only 14.5 percent in 1980. In contrast, the open country areas increased from 72.3 percent in 1925 to 81.8 percent in 1980.

Open country growth has occurred generally throughout the Town. Some growth has been in clusters of homes along main roads, some has been in the form of mobile home parks, and much in scattered houses along the roads of the Town. There is a "ribbon development" of houses along the main highway between the City of Ithaca and Dryden Village.

Distribution of the population by age groups has been changing. From 1950 to 1980 the number of persons in the working age group (20 to 64) in Tompkins County increased by 52 percent while the youth (under 20) and the elderly (65 and over) increased by 40 and 41 percent respectively.

This reflects the post World War II baby boom population maturing and entering the working age. The 25,000 college students who are included in these figures have an effect on the age group distribution in Tompkins County.

Table 5. DISTRIBUTION OF POPULATION BY AGE GROUPS
Tompkins County, New York, 1950 to 1980

Year	Number of Persons by Age Group				% of Total 20-64 Years of Age
	Under 20	20-64	65 & Over	Total	
1950	19,348	34,636	5,138	59,122	59%
1960	25,509	35,066	5,589	66,164	53%
1970	28,646	42,490	5,743	76,879	55%
1980	27,136	52,697	7,252	87,085	61%
% 1980 is of 1950	140%	152%	141%	147%	
% 1980 is of 1970	95%	124%	126%	113%	

Source: United States Census Reports.

For the decade 1970 to 1980, the number of youth under 20 years of age declined by 5 percent. In contrast the elderly 65 and over increased by 26 percent while the working age group 20 to 64 increased 24 percent. Persons of retirement age have been increasing in both actual numbers and as a percent of the total population. The average life expectancy has increased with persons living longer. The life expectancy in 1900 was 46.5 years for males and 49.1 for females, and in 1980 it was 69.8 for males and 77.5 for females.

A significant factor affecting American society generally is the aging of its population. In 1980 there were 25.5 million persons aged 65 and over or 11.3 percent of the total population. From 1960 to 1980 the number of persons 65 and over grew twice as fast as the rest of society.

From 1960 to 1980 the number of persons 85 and over increased 141 percent. Societal changes are bringing about an "aging population" in the United States.

In Tompkins County in 1980 there were 7,252 persons 65 and over or 8.3 percent of the total population compared with 11.3 for the nation. The large number of college students in the county explains this lower percentage of older persons. From 1960 to 1980 the number of persons 65 and over in Tompkins County increased 30 percent. This has given rise to a need for more housing and organizations for senior citizens.

Table 6, POPULATION BY ADULT AGE GROUPS AND SEX
Tompkins County, New York, 1950 and 1980

Age Group	1950		1980		Percent Change	
	Males	Females	Males	Females	Males	Females
25-34	5,280	4,633	8,187	7,780	55%	68%
35-44	3,368	3,550	4,039	4,102	20	16
45-54	2,686	2,790	3,128	3,378	16	21
55-64	2,199	2,344	2,773	3,223	26	38
65-74	1,493	1,830	1,812	2,463	21	35
75 & over	741	1,074	1,023	1,954	38	82
Total all ages	30,804	28,318	43,414	43,671	41	54

Source: United States Census Reports.

In 1950 males in Tompkins County outnumbered females by 2,500. By 1980 this had changed and females outnumbered males by a small margin. In comparing the increases by sex in the adult age groups from 1950 to 1980, the females increased more in the age groups 45 years and older. For the county females increased 54 percent and the males only 41 percent. While males 75 and over increased 38 percent from 1950 to 1980 females increased by 82 percent. There were nearly twice as many women as men in this older age group.

Table 7. POPULATION BY AGE GROUP AND SEX, 1980
 Dryden Village, Town of Dryden, and Tompkins County

Age Group	Dryden Village		Town of Dryden		Tompkins County	
	Number	% Female	Number	% Female	Number	% Female
Under 10	307	52%	1,814	50%	9,494	49%
10-18	254	49	1,958	48	12,945	49
19-24	206	54	1,430	49	20,784	47
25-34	334	52	2,655	50	15,967	49
35-44	183	49	1,485	50	8,141	50
45-54	144	51	1,055	50	6,506	51
55-64	137	55	881	52	5,996	54
65-74	104	63	556	55	4,275	58
75 & over	92	70	322	61	2,977	66
Total all ages	1,761	53	12,156	50	87,085	50

Source: United States Census Reports.

The largest age bracket for Tompkins County in 1980 was the 19 to 24 year group. This is because of the large number of students attending college in the county. The 47 percent females in that age bracket is due to more male than female students in college. In the Town of Dryden and Dryden Village the peak was in the 25 to 34 age group. Young families tend to gravitate to the rural areas to live.

In the middle age brackets the number of males and females is about equal. With the age group 55 and over females make up a higher proportion of the total. For the oldest age group women made up 66 percent of the total. In Dryden Village women made up 70 percent of the persons over 75 years of age. In summary, the population of Tompkins County over the past 50 years has grown faster than the state or nation. The Town of Dryden grew faster than the county as a whole. The farm population declined markedly while the rural nonfarm population increased more than

the other areas. Urbanization and technological developments were factors causing this population change in rural societies. The proportion of persons over 65 years of age is increasing faster than other age groups. Women live about eight years longer than men and make up a higher proportion of the older age groups. The proportion of older women was highest in Dryden Village. The mix of farmers and nonfarm people in rural areas has changed drastically. Farmers have become a minority group in New York rural counties.

Households or Family Units

Persons live in various size and kinds of housing units or households. These include single family houses, apartments, and group living such as college dormitories or nursing homes. Census figures on numbers of households do not include persons living in group quarters such as college dormitories.

Table 8. NUMBER OF HOUSEHOLDS AND PERSONS PER HOUSEHOLD
Tompkins County, New York, 1950 - 1980

Year	Number of Households			Persons Per Household		
	Total	Urban	Rural	Total	Urban	Rural
1950	15,629	NA	NA	3.24	NA	NA
1960	18,771	9,042	9,729	3.12	2.34	3.48
1970	22,614	9,799	12,815	2.93	2.57	3.20
1980	31,006	14,135	16,871	2.56	2.34	2.74
% 1980 is of 1960	165%	156%	173%			

Source: United States Census Reports.

The total number of households or living units in the county increased from 15,629 in 1950 to 31,006 in 1980. This indicates a doubling in number of living units in 30 years. The largest increase in household units occurred from 1970 to 1980.

In 1980 about 45 percent of the living units were classified as urban and 55 percent rural. In 1960 the split was 48 and 52 percent. From 1960 to 1980 the number of urban households increased 56 percent while rural households increased 73 percent.

Persons per household is another indication of how people live. In 1950 all households in Tompkins County had an average of 3.24 persons each. This declined steadily for each census period and in 1980 averaged 2.56 persons per household or 20 percent smaller. For 1960, 1970, and 1980 comparative data were available for urban and rural household sizes. Rural households averaged about one quarter larger than the urban households but the difference is decreasing. In 1960 the difference between urban and rural was 1.14 but in 1980 it was only 0.40.

Table 9. DISTRIBUTION OF PERSONS PER HOUSEHOLD IN 1980
Tompkins County, Town of Dryden and Dryden Village

Persons Per Household	Tompkins County		Town of Dryden		Dryden Village	
	Number	Percent	Number	Percent	Number	Percent
1	7,572	26%	1,022	23%	217	32%
2	9,740	33	1,398	31	169	25
3	5,049	17	778	17	100	14
4	4,245	14	768	17	111	16
5	1,897	6	347	8	59	9
6 or more	<u>1,045</u>	<u>4</u>	<u>154</u>	<u>4</u>	<u>26</u>	<u>4</u>
Total occupied	29,548	100	4,467	100	682	100
Av. person per household	2.56		2.68		2.58	

Source: United States Census Reports.

In 1980 one-third of the households in Tompkins County had two persons while one-fourth had only one person, ten percent of the households had

five or more persons. Dryden Village had a higher percentage of one-person households than either the Town of Dryden or Tompkins County. This is likely due to a number of older widowed persons living in the village. For the county 58 percent of the one person households were females with 42 percent males. Thirty-five percent of the one person households were over 60 years of age. In Dryden Village 72 percent of the one person households were females and 48 percent were over 60 years old. For the United States in 1980 the ratio of women to men over age 65 was three to two.

In summary, the number of households has been increasing with the largest rate of increase being in the rural areas. The average number of persons per household has been decreasing, and more than one-half the households are one or two person households. There are considerably more women than men living in one person households.

Housing of Family Units

Housing is a necessity for life. In a study of the people or the rural society, it is helpful to consider the nature of the housing in which they live. In earlier censuses relatively little was reported on the kinds of housing. Observation, however, indicates that there have been many changes in the kinds of housing units and the facilities in use. The 1980 Census included a number of interesting facts on the nature of the housing and family units. These will be examined and discussed in this section to indicate how this has affected the lives of rural people.

A total of 31,006 housing units were reported for Tompkins County in the 1980 Census. Urban units accounted for 46 percent of the total with 54 percent being in rural areas. The Town of Dryden had 4,705 units which was 15 percent of the total in the county and 28 percent of the rural

housing units. Within the Town of Dryden 15 percent of the housing units were in the Village of Dryden and 85 percent were outside the village in what is commonly referred to as the open country area.

Table 10. HOUSING UNITS IN TOMPKINS COUNTY, THE VILLAGE OF DRYDEN, AND TOWN OF DRYDEN OUTSIDE THE VILLAGE, NEW YORK, 1980

Item	Number	Percent
Tompkins County - all units		
Urban	14,135	46%
Rural	<u>16,871</u>	<u>54</u>
Total for County	31,006	100
Village of Dryden - units	716	15%
Town of Dryden Outside Village	<u>3,989</u>	<u>85</u>
Total Town of Dryden	4,705	100

Source: United States Census Reports.

Table 11. NUMBER OF RESIDENCES (HOUSING UNITS) IN THE TOWN OF DRYDEN
Tompkins County, New York, 1948* and 1980**

Unit	1948		1980		Percent Change 1948 to 1980
	Number	Percent	Number	Percent	
Dryden Village	259	20%	716	15%	+176
Hamlets	280	22%)			
Open Country:)			
Farm houses	129	10)			
Other houses on farm	34	3)			
Part-time farmer	131	10)	3,989	85%	+292
Rural Residence	363	29)			
Other	<u>81</u>	<u>6)</u>			
Total Open Country	738	58%)			
Total Town of Dryden	1,277	80%	4,705	200%	+268

Source: *Warren, S. W. and J. L. McGurk, Rural Holdings In Dryden, A.E. 689, Cornell University, July 1949.

**United States Census Reports.

Detailed studies of the farming businesses in the Town of Dryden were made by Cornell University for 1907 and every ten years thereafter. The number of farm businesses were: 297 in 1907, 250 in 1917, 225 in 1927, 150 in 1937, and 129 in 1947. This was a decline of 57 percent over the 40 year period. People were interested in what was happening in the rural areas so as a part of the 1947 research a study was made of all residences or housing units in the town.

In 1948 20 percent of the residences were in Dryden Village, another 22 percent were in the hamlets (group of houses) of Varna, Etna, Freeville, West Dryden and Malloryville. The remaining 738 or 58 percent were in open country areas. Twenty-nine percent or 363 residences were occupied by nonfarm families, while 131 or 10 percent were doing some part-time farming but depending on nonfarm income for most of their living. This detailed analysis of the rural residences in 1948 provides much interesting information and indicates that changes in the rural society were well underway by 1950.

Since 1948 the downward trend in number of farms and the increase in number of rural residences has continued. Dryden Village has built new homes in undeveloped parts of the village and showed an increase of 176 percent in number of residences from 1948 to 1980. At the same time, the number of residences outside the village increased 292 percent. Some of this was the conversion of farm houses to rural residences but most of it was newly built homes.

The comparisons of various housing characteristics which follow will be for: the Village of Dryden, the Town of Dryden Outside the Village (Open Country), and Tompkins County.

Table 12. OCCUPANCY OF HOUSING UNITS IN TOMPKINS COUNTY, VILLAGE OF DRYDEN, AND TOWN OF DRYDEN OUTSIDE THE VILLAGE, 1980

Occupancy	Tompkins County		Dryden Village		Town of Dryden Outside Village	
	Number	Percent	Number	Percent	Number	Percent
Year-round units						
Occupied	29,548	95%	682	95%	3,785	95%
Vacant	1,298	4	34	5	180	4
Seasonal units	<u>160</u>	<u>1</u>	<u>0</u>	<u>0</u>	<u>24</u>	<u>1</u>
Total All Units	31,006	100	716	100	3,989	100

Source: United States Census Reports.

The occupancy rate of the housing units in Tompkins County in 1980 was 95 percent. Occupancy rates for the Village of Dryden and the Town of Dryden Outside the Village were the same as the county. Most of the housing units are for year-round use with only 160 for seasonal use.

Table 13. TENURE OF OCCUPIED HOUSING UNITS, TOMPKINS COUNTY, VILLAGE OF DRYDEN, AND TOWN OF DRYDEN OUTSIDE THE VILLAGE, 1980

Tenure	Tompkins County		Dryden Village		Town of Dryden Outside Village	
	Number	Percent	Number	Percent	Number	Percent
Owner	16,312	55%	429	63%	2,620	69%
Renter	<u>13,236</u>	<u>45</u>	<u>253</u>	<u>37</u>	<u>1,165</u>	<u>31</u>
Total Occupied	29,548	100	682	100	3,785	100

Source: United States Census Reports.

Home ownership is a goal for most American families. In Tompkins County 55 percent of the housing units were occupied by owners and 45 percent by renters. The percentage of home owners was higher in the Village of Dryden (63%) than for the county. Home Ownership was higher in the

open country area in the Town of Dryden (69%) than either the village or the county (63% and 55%).

Table 14. ROOMS PER HOUSING UNIT, TOMPKINS COUNTY, VILLAGE OF DRYDEN, AND TOWN OF DRYDEN OUTSIDE THE VILLAGE, 1980

Rooms per year-round housing unit	Tompkins County		Dryden Village		Town of Dryden Outside Village	
	Number	Percent	Number	Percent	Number	Percent
1 or 2	2,324	8%	47	7%	192	5%
3	3,804	12	104	14	359	9
4	5,478	18	77	11	826	21
5	5,341	17	99	14	755	19
6 or more	<u>13,899</u>	<u>45</u>	<u>389</u>	<u>54</u>	<u>1,833</u>	<u>46</u>
Total	30,846	100	716	100	3,965	100
Median rooms per unit	5.2		5.6		5.4	

Source: United States Census Reports.

The median rooms per housing unit for Tompkins County was 5.2 compared with 5.6 for the Village of Dryden and 5.4 for the open country area of the Town of Dryden. The one to three room units are usually apartments. For Tompkins County and the Village of Dryden one-fifth of the units were of this size compared with only 14 percent in the open country area. There were 54 percent of the units with six or more rooms in the Village of Dryden and this likely would be due to the many old large homes in the village.

Table 15. NUMBER OF HOUSING UNITS AT ADDRESS, TOMPKINS COUNTY, VILLAGE OF DRYDEN, AND TOWN OF DRYDEN OUTSIDE THE VILLAGE, 1980

Number of units at the address	Tompkins County		Dryden Village		Town of Dryden Outside Village	
	Number	Percent	Number	Percent	Number	Percent
1 unit (single house)	17,983	58%	468	65%	2,418	61%
2 - 9 (apartments)	7,783	25	164	23	605	15
10 or more (apartments)	2,769	9	70	10	120	3
Mobile homes	<u>2,311</u>	<u>8</u>	<u>14</u>	<u>2</u>	<u>822</u>	<u>21</u>
Total	30,846	100	716	100	3,965	100

Source: United States Census Reports.

Housing units may be single family homes, apartments, or mobile homes (sometimes called trailer homes). In Tompkins County in 1980, 58 percent of the housing units were single houses, 34 percent apartments, and 8 percent mobile homes. The Village of Dryden was similar to the county but the Town of Dryden Outside the Village had a higher proportion (21% vs 8%) of mobile homes. Mobile homes are factory built and then transported to the area where they are to be used. They are modestly priced and well suited to the open country areas. Some are located in "mobile home parks" while others are single units on a parcel of land. The parks range in size from less than 10 units to as many as 40 to 50 units.

With the development of many new technologies in home facilities the last 50 years, it is now possible for rural homes to have the same kinds of facilities as urban homes. As shown in table 16, the Town of Dryden housing units had about the same facilities as the county as a whole. The sewage systems and the heating systems showed some difference with the Town of Dryden having a higher percentage of septic tanks and more electric

heat and stoves. Only three percent of the housing units in Tompkins County and two percent in the Town of Dryden did not have "complete" plumbing facilities.

Table 16. FACILITIES IN HOUSING UNITS
TOMPKINS COUNTY AND TOWN OF DRYDEN, 1980

Facility	Tompkins County		Town of Dryden	
	Number	Percent	Number	Percent
Plumbing in unit				
Complete plumbing	30,029	97%	4,590	98%
Incomplete plumbing	817	3	91	2
Number of bathrooms				
None or half only	966	3%	104	2%
1 complete	25,128	82	3,730	80
2 or more complete	4,761	15	859	18
Sewage system				
Public sewer	18,303	59%	1,400	30%
Septic tank	12,215	40	3,241	69
Other	337	1	52	1
Heating system				
Steam or hot water	8,970	29%	848	18%
Central hot air	14,132	46	2,087	44
Electric	4,030	13	890	19
Stoves, etc,	3,723	12	868	19
Telephone				
With	28,083	95%	4,219	94%
Without	1,465	5	248	6

Source: United States Census Reports.

The value of owner occupied housing units was reported in the 1980 Census. The 1980 median value of the owner occupied housing units in the county was \$42,900. The median value of the units in the Village of Dryden was \$40,300 or less than that of the county while for the Town of Dryden Outside the Village it was \$44,100 or above the county median value. Houses in the village tend to be older houses while the newer and more expensive homes have been built in the open country outside the village.

This situation is made possible by the structural changes in the transportation systems and the widespread availability of facilities in rural areas.

Table 17. VALUE OF OWNER OCCUPIED HOUSING UNITS, TOMPKINS COUNTY, VILLAGE OF DRYDEN, AND TOWN OF DRYDEN OUTSIDE THE VILLAGE, 1980

Value of owner occupied housing units	Tompkins County		Dryden Village		Town of Dryden Outside Village	
	Number	Percent	Number	Percent	Number	Percent
Under \$25,000	1,463	14%	31	9%	191	13%
\$25,000 to \$49,999	5,283	50	250	72	676	46
\$50,000 to \$99,999	3,542	33	65	19	561	38
\$100,000 and over	<u>318</u>	<u>3</u>	<u>1</u>	<u>--</u>	<u>45</u>	<u>3</u>
Total	10,606	100	347	100	1,473	100
Median value	\$42,900		\$40,300		\$44,100	

Source: United States Census Reports.

In summary, the structural changes in the past fifty years have made it possible for rural family housing to be comparable to that in the urban areas. Persons building new homes have tended to prefer the rural areas to the older urban centers.

Educational Facilities and Levels of Schooling

Free public school education has been a feature of American society for a long time. One room country schools once covered all of the farming areas. These provided an education through the eighth grade. Usually the high schools were located in the villages and the rural youth who wanted to attend high school had to go to the nearest village.

In the sociological study made of Dryden in 1925 it was reported that the village school system consisted of a high school and the eight grades. As early as 1920 two of the nearby one room districts closed their schools and came into the village system. In 1925 there were 83 high

school students of which 27 were from the village and 56 were from the surrounding countryside.

It was in the 1920's that the teaching of vocational agriculture and home economics was introduced into the high schools. In the Dryden publication it was stated that "with the establishment of courses in agriculture and home economics, this (the Dryden School) is increasingly becoming a school for the farm boys and girls." With 56 of the 83 high school students coming from the farming area, one can understand the basis of the statement above.

The vocational agriculture and home economics departments in the Dryden School system were strong. Enrollments increased and the school became a practice teacher training center for students from Cornell University. The school received both statewide and national recognition for its "Future Farmer of America" and "Future Homemakers of America" programs.

The centralization of school districts moved ahead in the late 1920's and the 1930's. The small one room school districts surrounding villages were brought into the village districts. This happened with the Dryden district. This meant enlarging the village school buildings to accommodate the rural children who were brought into the district. Later the small village schools of Freeville and McLean were also combined with the Dryden district.

Expansion of the school district area and the growth of the population in the Town of Dryden gave rise to a large increase in the school attendance. More building space was needed. In the 1960's a large new high school building was erected outside the village boundaries. This building is used as a junior and senior high school for grades 7 through 12. It has

modern classroom and laboratory facilities, along with a gymnasium and swimming pool for athletic programs.

The former high school buildings in the villages of Dryden, Freeville, and McLean are now used exclusively as elementary schools (grades kindergarten through sixth). The enlarged school district is served by a system of school buses which transport the children from their homes to the respective school buildings. Due to the movement of young families into rural areas like Dryden there was continued growth in student enrollment in Central School Districts like Dryden after the urban school enrollments started to decline.

The Dryden Central School is the center of many rural community activities. The parents from the entire town are involved in the parent-teacher organizations which are concerned with the development of the children in the district. The high school athletic events serve as a recreational activity for many families. In addition there are some adult classes in the evening to meet special needs of the community.

The vocational agriculture and home economics courses established a model for other vocational programs. Business courses, mechanical, and health care vocational courses were introduced. In the early 1970's a new regional facility known as BOCES (Board of Cooperative Educational Services) was established in the adjoining Town of Ithaca. With this the vocational programs from Dryden were transferred to this new regional center. Vocational agriculture is no longer taught in the Dryden high school building.

In the post World War II period, the number of students enrolling in colleges increased dramatically. To accommodate some of this growth two year community colleges were developed. Tompkins and Cortland counties

combined to form a community college and Dryden being centrally located between the two was selected as the site. So in the 1970's a new Community College facility was built just north of the Village of Dryden. There is an enrollment of about 3,000 students in this two-year college. It also serves as another community center for activities in Dryden.

Other educational programs also have expanded. The Dryden village library is now supplemented by a mobile library unit that serves the Finger Lakes Region. Interlibrary loan arrangements have also been improved and expanded.

At the four-year college level there are three nearby institutions which are available to the Dryden Community. These include the State University of New York at Cortland, Cornell University and Ithaca College in Ithaca. Enrollment in these three colleges has increased steadily over the period of 1930 to 1980.

With the change in educational facilities has come a change in the educational levels of the persons living in the area. Census data reported the median years of schooling completed by persons for the years 1950, 1960 and 1970 (table 18).

Table 18. MEDIAN YEARS OF SCHOOL COMPLETED BY PLACE OF RESIDENCE
Tompkins County, New York, 1950 - 1980

Year	Median Years of School Completed		
	Rural Farm	Rural Nonfarm	Urban
1950	9.5	12.1	12.4
1960	11.5	12.1	12.6
1970	12.2	12.5	12.7
1980	NA	NA	NA

Source: United States Census Reports.

Median years of school completed is highest for persons living in the urban area of Tompkins County. The rural nonfarm population is next with the rural farm population being the lowest. From 1950 to 1980 all three groups increased but the farm population level gained most increasing from 9.5 to 12.2 years. This reflects a significant change in the educational level of farmers which has many implications as one considers the status of farming in the future.

Table 19. YEARS OF SCHOOL COMPLETED
Tompkins County and Town of Dryden, New York, 1980

Years of school completed by persons 25 or over	Tompkins County		Town of Dryden	
	Number	Percent	Number	Percent
Elementary (0-8)	3,627	8%	519	8%
High school (1-3)	4,805	11	746	11
High school (4)	12,948	30	2,146	31
College (1-3)	6,559	15	1,284	18
College (4 or more)	<u>15,933</u>	<u>36</u>	<u>2,259</u>	<u>32</u>
Total	43,872	100	6,954	100

Source: United States Census Reports.

Another measure of the level of education is the distribution by years of schooling completed. This is shown in table 19 for Tompkins County and the Town of Dryden. The distribution is similar for Dryden and the county. About one-third of the persons have completed four years or more of college. This is probably influenced some by the four colleges in the area. At the other end about one-fifth of the population have completed less than 4 years of high school. These data suggest that in 1980 there was little difference in the educational levels between the urban and rural areas.

Community Organizations and Facilities

American people are gregarious by nature. The family units are the groups that provide the basic needs of food, clothing, shelter and physical care. But beyond the family people seek out various organizations or groups to which they can belong. In early times the village was the center where many of these organizations or groups were found. In the 1925 sociological study a number of these were described.

Churches traditionally have had an important part in the religious and social life in American communities and especially in rural areas. The 1925 study reported three churches in Dryden, The Presbyterian, The Methodist and The Episcopal. Each had several organizations to serve the needs of various groups such as the men, the women, and the youth. At that time the Episcopal Church membership was small.

Today (1985) the Presbyterian and Methodist churches are active in the community. Both have remodelled and enlarged their church buildings. In addition new church groups have come into the community. A Catholic church was built in the Town of Dryden but outside the village. In the Village of Dryden a Baptist Church has become active. The new churches have smaller memberships but are active and growing. A change in churches is that of drawing members from a wider radius. The open country churches have largely disappeared as families now can drive to the nearby centers. Some families even chose to go to the urban areas to attend church. The churches are a major organization in the community.

A relatively new and active organization is the Volunteer Fire Department. A number of years ago the community organized to provide fire protection. First the firemen were to serve only the village but over time this has been expanded to serve the rural areas as well. The

volunteer organization receives some guidance and assistance from similar groups within the state. About ten years ago with financing from the Farmers Home Administration, a new Fire Hall was built to house the fire fighting equipment and to provide a meeting place. A women's auxillary supports and assists the firemen. In addition social events are held there. Bingo games serve as a recreational activity as well as a way to raise money for the organization.

The Grange was an active rural organization for many years. It was farm family oriented but included other rural men and women. As the farm population has declined and the interests in the rural community have changed, the Grange has had difficulty in maintaining its membership and its role in the community has declined.

Structural changes in the rural society have changed the nature of many farm organizations in rural communities like Dryden. Where farm organizations like the Grange, Farm Bureau, Dairylea, and Agway once had an active local unit in each town, they now tend to operate on a county or regional basis.

Some rural organizations have changed the nature of their programs. The youth 4-H program sponsored by Cooperative Extension is an example. Prior to 1950 the 4-H programs focused on each youth having a farm or home project. Examples for the boys were calf rearing, care of the family poultry flock, or growing corn or potatoes. For the girls projects included sewing, cooking, or home canning of fruits and vegetables. When many of the rural youth no longer lived on farms, they could not carry on that type of project so new projects were added. These included such things as basic electrical wiring for the home, bicycle care and repair, tree and plant identification, and horsemanship. Thus the projects were

changed to accommodate the nonfarm rural boys and girls. In this way the local 4-H Clubs in the Town of Dryden have continued and membership has increased.

New groups like the volunteer firemen have become active in the community. Another new one is a Senior Citizens Unit. With the growing number of persons over 65 in the community they have found need for an organization to serve their interests. The construction of a new 40 apartment Senior Citizens Housing Complex in the village has given added strength to the senior citizens programs. As discussed in the section on education, the Central School also has a number of organized groups and serves as a community center for varied activities.

Health and Recreation Facilities

Health and medical care facilities are an important concern of all people whether urban or rural. The Village of Dryden reported three physicians as early as 1810. These tended to be general practitioners and were often referred to as "family doctors". With specialization in medical care the physicians have tended to specialize also. Dryden Village still has general practitioners to provide the general medical care but the people go to the urban centers for more specialized care.

There are community hospitals in both Ithaca and Cortland. Dryden residents use these when they need to be hospitalized. In case of accidents or sudden illnesses the hospitals have "Emergency Room" services and patients can be taken there by ambulance. The Dryden Fire Department has an emergency squad and an ambulance to serve local needs. With modern two-way radio communications and trained volunteer medical persons, the ambulance crew can be directed by the physician at the Emergency Room in

the hospital. Through this medical care structure the services of the hospital Emergency Room are extended to the care of persons in the rural areas.

Dental and optical services are readily available to persons in the Town of Dryden. There are dentist offices in Dryden for general care. For specialized care such as that provided by orthodontists, the Dryden families go to specialists in either Cortland or Ithaca. For optical services they drive to a nearby urban area. Some optical services are now available in the suburban shopping malls.

Health care available to persons living in the Dryden community have changed along with the other developments. The care available to a rural resident in Dryden is about the same as that available to persons living in urban areas.

Recreation is important to people living in an area. Fifty years ago farmers and rural people in farming communities had little time for recreation. This has changed with the technological developments in agriculture. Farm families and people living in rural communities do participate in recreational activities. Bowling is popular and Dryden has a bowling center. Swimming is available through the school facilities in winter. There is a nine-hole golf course in the Town of Dryden and another one just over the Cortland County boundary. Theaters are available in the nearby cities. The place of recreation in rural societies has developed along with the other structural changes.

The trend in both medical care and recreational facilities is to move toward larger and more specialized units. Good transportation and new technology makes this possible.

Rural Business Centers

Fifty years ago rural villages were the shopping or business centers for the farmers in the area. The merchants and service people lived in the village along with retired farmers. The farmers looked to the village businesses to supply all their farm and family needs. Much of this has changed with the structural changes that have taken place.

A map of the Village of Dryden as shown in the sociological study of 1925 is shown in figure 3. The businesses and churches were located at the main intersection of the village. The feed and lumber companies and the milk plant were located near the railroad. Most of the stores were in one block on Main Street. Few of the old businesses remain today. The gas station on the corner and the bank (rebuilt and expanded) do remain. The grocery stores are now supermarkets and are located away from the center of the village where ample parking space is available. The meat market has gone and meats are now sold in the supermarkets. The hardware store services are now provided by the machinery and equipment dealers and the farm and home supply store.

A PARTIAL SOCIOLOGICAL STUDY OF DRYDEN, NEW YORK

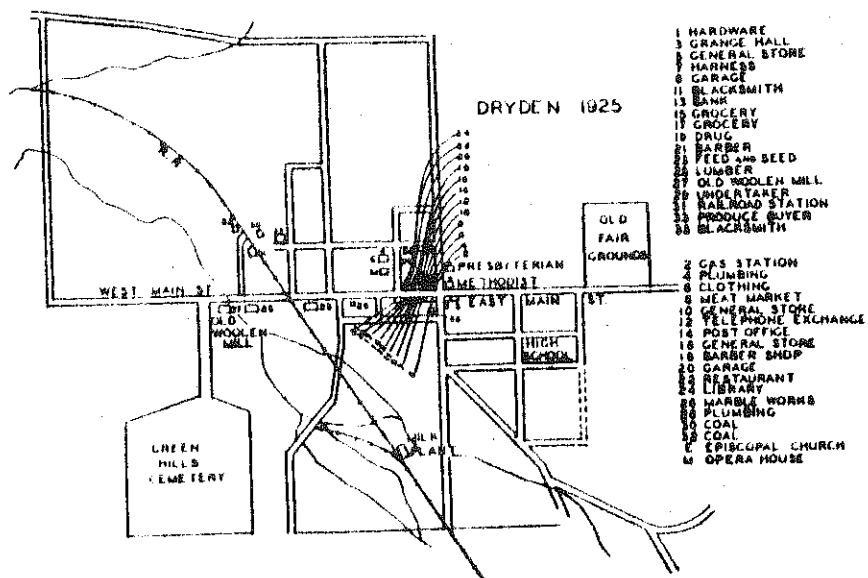


Figure 3. A 1925 Map of Businesses in Dryden Village.

The garage is now much expanded and located at the north edge of the village. Two new gas stations have come into Dryden to serve the needs of the increased number of cars. Machinery and farm equipment businesses are now large display and service centers along the road to Cortland. The cooperative feed and seed store has been closed and a new cooperative farm and home supply store replaces it, the railroad no longer operates, and the old milk plant is closed. Milk is now picked up at the farm in large tank trucks and hauled directly to the cities. Other new services such as a car wash, a laundromat, a gasoline and fuel oil distributor, and a fast food place have been added to the village businesses.

Many of the farmers and rural nonfarm residents in the Town of Dryden now drive to Ithaca or Cortland to buy groceries, clothing, furniture and other items. The feeds, seeds and fertilizers used by the farmers are delivered to the farm by large trucks that come from regional supply centers often 25 to 30 miles away. So the business centers in rural communities have been greatly affected by the structural changes of the past fifty years.

The Labor Force and Employment

As the population in Tompkins County has increased so have the numbers of persons employed. From 1950 to 1980 the number of persons employed increased from 21,023 to 40,222 or an increase of 91 percent. The numbers reported as working in agriculture during this period decreased from 1,937 to 1,288 or by one-third. In 1950 farm workers made up 8.8 percent of the labor force but by 1980 this had dropped to 2.5 percent.

Table 20. PERSONS EMPLOYED IN TOMPKINS COUNTY, NEW YORK, 1950 - 1980

Year	Number persons employed				Percent farm is of Total
	Total	Agriculture forestry and fisheries	Farmers and managers	Farm laborers	
1950	21,023	1,937	1,160	687	8.8%
1960	25,458	1,457	756	534	5.1
1970	31,363	1,129	453	373	2.6
1980	40,222	1,288	438	553	2.5
% 1980 is of 1950	191%	66%			

Source: United States Census Reports.

A striking change in the labor force in recent years has been in the number of women employed. From 1950 to 1980 in Tompkins County the number of males employed increased by 57 percent while the number of females employed increased 158 percent. In 1950 females made up 34 percent of the number employed but in 1980 this made up 46 percent or nearly one-half.

Table 21. EMPLOYED PERSONS BY SEX IN TOMPKINS COUNTY, NEW YORK 1950 - 1980

Year	Total employed		Agriculture et al.		% of total female
	Male	Female	Male	Female	
1950	13,875	7,157	1,815	122	34%
1960	16,325	9,133	1,368	89	36%
1970	18,463	12,900	1,001	128	41%
1980	21,792	18,430	822	261	46%
% 1980 is of 1950	157%	258%			

Source: United States Census Reports.

Table 22. EMPLOYMENT STATUS OF MALES AND FEMALES OVER 16
Town of Dryden, New York, 1980

Employment status	Males 16 and over		Females 16 and over	
	Number	Percent	Number	Percent
Employed	3,168	72%	2,552	56%
Unemployed	205	4	130	3
Armed forces	14	0	0	0
Not in labor force	<u>1,042</u>	<u>24</u>	<u>1,890</u>	<u>41</u>
Total 16 and over	4,429	100	4,572	100
Age 65 and over	374		504	

Source: United States Census Reports.

In the Town of Dryden in 1980 there were 143 more females than males. In the age group 65 and over there were 130 more females than males. Persons not in the labor force include students, retired persons and the disabled as well as those who work at home and do not seek employment. Of the males 16 and over 72 percent were employed compared with 56 percent of the females.

Table 23. NUMBER OF VEHICLES PER HOUSING UNIT
Tompkins County and Town of Dryden, 1980

Number of vehicles per housing unit	Tompkins County		Town of Dryden	
	Number	Percent	Number	Percent
None	3,429	12%	223	5%
1	13,567	46	1,887	42
2	8,932	30	1,621	36
3 or more	<u>3,570</u>	<u>12</u>	<u>731</u>	<u>17</u>
Total	29,498	100	4,462	100

Source: United States Census Reports.

Vehicles are a key factor for persons living in rural areas. In 1980 only 12 percent of the housing units in the county had no vehicles while another 12 percent had three or more vehicles. The Town of Dryden reported only 5 percent of the housing units with no vehicles and 17 percent with three or more.

Employed persons work varying hours per week. The average hours worked per week for males in Tompkins County in 1980 was 37.4 while females worked 34.8 hours. More females than males have part-time employment.

The increased number of women working has had an impact on the rural society. It has also given rise to new institutions in the form of care centers for children. These in turn provide employment for persons in the community.

Leadership and Social Interaction

The population of the Town of Dryden has increased. Homes have been built in the open country areas. The services to rural areas are comparable to those in the urban areas. There is very little difference between rural homes and urban homes. The educational levels of both farm and nonfarm people have risen. Rural communities are heterogeneous in makeup. No longer is the Town of Dryden a community made up principally of farmers and those serving farmers.

Leadership for rural towns has changed. Fifty years ago farmers held most of the leadership positions on the school boards, town boards, and representatives to the county and state governing bodies. Today most of these leaders are nonfarmers. Farmers still are in leadership positions in agricultural organizations but they are less prominent in general community affairs. Structural changes have resulted in changes in leadership roles.

A rural residential area today has a mixture of a few farmers along with industrial workers, service people and professionals. Their backgrounds and vocational interests vary. No longer is farming the dominant vocational interest. This leads to new problems. Farm odors are often found objectionable by nonfarm residents. Vocational agriculture in the high school has lost out to other interests of the diverse population in the school district. In brief, with the change in vocational interests of the persons living in the rural area new community problems have arisen.

As rural communities have changed there have been some advantages along with the new social problems. The wide array of interests of the nonfarm residents brings new strengths to the community. New points of view and skills have come into the area. Social interaction of the farm and nonfarm neighbors has done much to eliminate the old "farmer provincialism." The social and cultural interests of the rural areas have been broadened.

Conflicts between the farm and nonfarm interests have arisen in some communities. With more families in mobile home parks and cluster of houses in other areas there are new sewage and water problems. Competition for leadership positions has increased. As the farm population has decreased the "power" of the agricultural group has declined and they have problems in protecting farm concerns. A growing challenge for rural communities is that of learning how farm and nonfarm people can live and work together for the social good of all.

Summary and Conclusions

Structural changes of the past fifty years have had a tremendous impact on rural society along with the effects on farms and farming. New scientific and technological developments in the farm production area have

had numerous spin-off effects on the rural community generally. The kinds of services needed by farmers have changed, thereby changing the former role of rural villages as a farm family shopping center. Similarly new technologies have changed the home life of farmers and rural residents, as well as that of urban dwellers.

The focus of study here has been on the Town of Dryden and Tompkins County. These are reasonably typical of what is happening in rural societies throughout New York State and the United States.

Population growth has been faster in rural than in urban areas. The houses on farms that have gone out of business have been converted into rural residences and many new homes have been built in the rural areas. New technology has made it possible for rural homes to have the same facilities as urban homes. Automobiles and good highways make it possible for persons who work in urban centers to live in rural areas. Many young families choose to rear their children in a rural environment in preference to an urban environment. These changes have meant that population of the Town of Dryden, like many rural areas, has grown faster than the urban areas in Tompkins County.

The age composition is changing. Number of persons 65 years of age and older is increasing faster than other age groups. Life expectancy has risen steadily and women live about seven years longer than men. Many of these older persons choose to live in villages or open country areas.

Farming is no longer the major vocational interest in rural areas like the Town of Dryden. The once predominantly farm society has been transformed into a heterogeneous rural society. Many women are now employed outside the home in both rural and urban areas. The educational level of both farm and nonfarm persons has risen. Differences between

the life style or way of living of urban and rural nonfarm and farm families has largely disappeared. Community leadership roles have passed from farmers to nonfarm rural residents.

Educational, health, and recreation facilities available in rural communities compare favorably with those in urban centers. Easy transportation makes it convenient for rural families to go to the nearby urban centers for special services. Services such as fire protection have been adapted and introduced into the rural areas. All of these add to the desirability of living in a rural community.

The business center in Dryden Village has changed radically. New businesses have come into existence to serve new needs of the residents and many of the older businesses have disappeared as they are no longer needed. Some of the businesses have shifted to the outskirts of the village where more parking space for customers is available.

Structural changes have had an impact on "Rural Society" which includes the people, both farm and nonfarm, and their activities. The level of living of all, both urban and rural, has risen markedly in the last half century. Living in rural areas appeals to many persons and especially those with young families. It is anticipated that existing trends in changes in our rural society will continue well into the twenty-first century. Developments in the rural society will continue to move ahead and the quality of life for rural people will improve.